



TO: Interested Parties
FROM: John Whaley and Yule Kim, Goodwin Simon Strategic Research
RE: California Voter Attitudes on the Delta Tunnel
DATE: March 27, 2025

This memo summarizes results from a multi-modal survey of n=649 registered California voters with an oversample of Black voters conducted in English or Spanish on behalf of Restore the Delta and fielded February 11-21, 2025. Respondents could complete the survey via live interviewers over their cell or landline telephones or online in response to a text message. The margin of error is ±4.0 percentage points (higher for subgroups).

Support for the Delta Tunnel Erodes Significantly Once Voters Learn Basic Information about the Delta and the Tunnel

At the outset of the poll (and with minimal information), a plurality of voters favor the Tunnel (46% favor to 24% oppose) in the Initial Vote—although nearly a third (29%) are unsure. Notably, support for the Tunnel is driven primarily by a perceived need to divert more water to Southern California in the wake of the devastating wildfires in Los Angeles County.

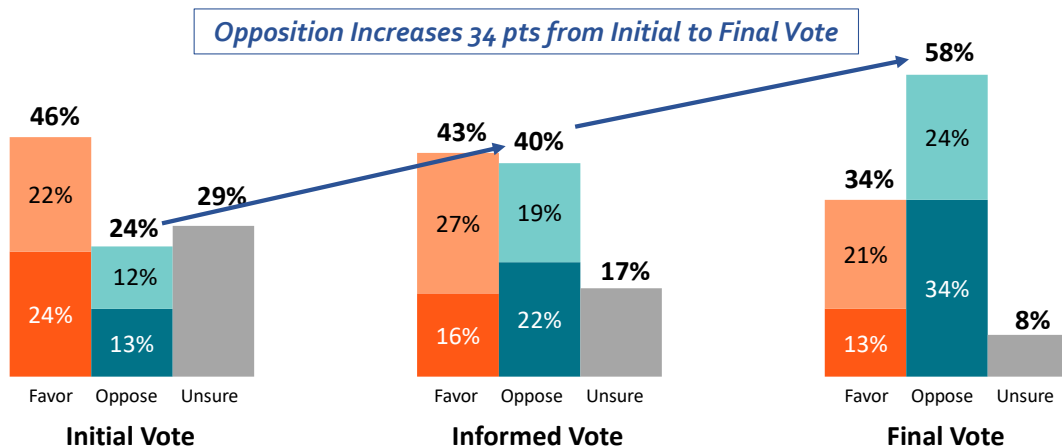
Once voters learn more about the Tunnel and its costs, however, opposition to the Tunnel increases significantly (43% favor to 40% oppose in the Informed Vote). Learning more about the Delta itself drives much of this opposition, and 77 percent of voters say the Delta is very or extremely important to California after a brief description.

In the poll’s Final Vote—after hearing messaging on both sides—58 percent of voters oppose the Tunnel compared to only 34 percent who favor it. Opposition is especially high among women (66% oppose), Hispanic voters (66%), and Black voters (62%). Voters who move to oppose are especially concerned that the Tunnel will increase costs for ratepayers and worsen conditions for people living in Delta communities.

After All Messaging, A Solid Majority Opposes the Delta Tunnel

One last time, having heard/ read more, do you FAVOR or OPPOSE the construction of the Delta Tunnel?

Strongly favor Somewhat favor Somewhat oppose Strongly oppose Unsure

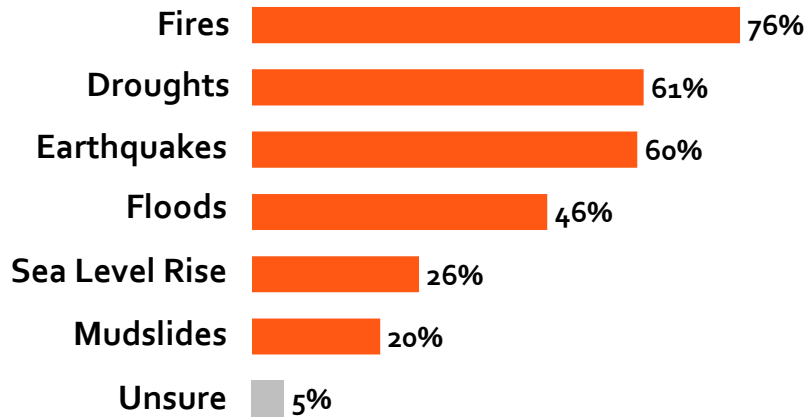


Voters' Fears of Fires, Droughts, and Earthquakes Add Important Context

Importantly, voter attitudes about the Tunnel should be considered in the context of Californians' concerns about water generally—especially in a state frequently impacted by natural disasters. When asked to rank natural disasters and their impact on California, fires, droughts, and earthquakes concern voters the most.

Fires, Droughts, and Earthquakes are Voters' Top Natural Disaster Concerns

Here are six types of natural disasters that could impact California. How concerned are you about each natural disaster and its impact on California? Please rank all six from most concerning to least concerning.



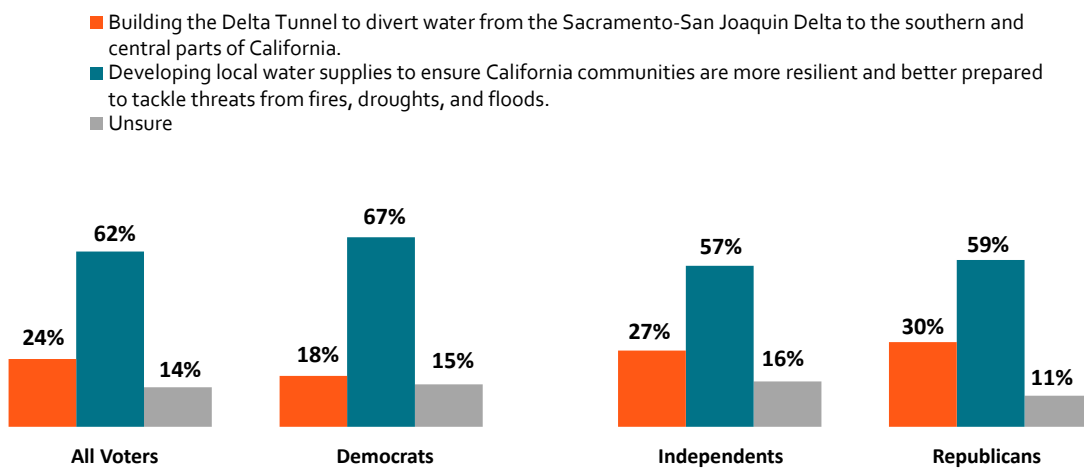
Results represent top three most concerning natural disasters

Voters Far Prefer Developing Local Water Supplies to Building The Delta Tunnel

Given their concerns, voters strongly prefer developing local water supplies to ensure California communities are more resilient and better prepared to tackle threats from fires, droughts, and floods (62%), over building the Delta Tunnel (24%). Voters across party prefer developing water supplies by wide margins.

Strong Preference for Developing Local Water Supplies Over Building the Delta Tunnel

Which of the following would you prefer California invest in?



Additionally, in an era of fiscal uncertainty where economic losses from LA County's wildfires are [expected to reach \\$28 billion to \\$53.8 billion](#), most voters feel the costs of the Tunnel far outweigh any benefits.

If you have questions about these survey findings or would like more information, please contact John Whaley @ johnw@goodwinsimon.com or 510-393-2673.